

BEAU  
RENO

## BEAU RENO Renovations

What we promise at **Beau Reno** is a personalised and hassle free experience, with the end result of client satisfaction. We pride ourselves on organisation by handling the complete process, project managing everything from **bathroom, laundry and kitchen** renovation to final clean and our building process has a natural flow meaning, the project is finished sooner and the client is back in their newly **renovated home.**



# BEAU RENO

## OUR SERVICES

We make quality building renovations, regardless of your budget. Our standards are high & it is priority that the client is happy with the experience.

We have all the building trades & we co-ordinate & manage the process. Our quotations are detailed so you know exactly what is included & excluded.

## BEAU RENO SPECIALISES IN:

- Demolition & rubbish removal
- Building project management
- Kitchen/laundry & joinery supply & install
- New bathroom design & build.
- Lighting design & electrical install
- Wall building (brickwork/light frame/hebel)
- All Plumbing services
- Carpentry & structural work
- Water-proofing
- Artisan tiling
- Painting & decorating
- All gyprock work

## KITCHEN RENOVATION

Our Joinery partner **Sergio by Design** has been building beautiful kitchens for decades. We can design a quality kitchen for you & deliver this on time

---

## BATHROOM RENOVATION

There are lots of moving parts in renovating a bathroom, the sequence of trades is the key to getting it right. Our experience ensures the renovation is done in the right order. Strip-out / straightening walls / plumbing & electrical ruff-in / 2 coats of water-proof membrane / gyprock / tiling / fit-out.

We have the know how & get it right every time.

---

## LAUNDRY RENOVATION

We all have different needs, we can get a compact laundry hidden behind kitchen cabinetry or go large with custom joinery.

We can get you a laundry with space for a standard washing machine, sink & bench, a standard dryer into a space of **740mm wide, 630mm deep, 2200mm high**. We have this on display in our showroom.

---

## CREATE & BUILD A HOME OFFICE

2020 has been a challenging year for everyone to say the least. More of us are now working from home, if you find that you are working from your dining room table with documents everywhere, why not consider creating & building a home office space to suit you. Beau Reno can help you design a space fit for purpose to separate your family & work time. Our joinery team can customise whatever your needs are by building custom joinery to suit your office needs.

# THE BATHROOM RENOVATION PROCESS: **STEP BY STEP**

Tired of your old bathroom? ... PICK UP YOUR PHONE AND CALL BEAU RENO!

## ▶ **STEP 1** ◀


We meet you on-site to listen to your ideas, take photos and measurements. We then put your ideas into a 2D model to scale along with a very detailed quote.



## ▶ **STEP 2** ◀


When the final design is selected, you will choose your preferred bathroom-ware and tiles. We can help guide you through this process either by getting you a trade discount or advising you on where to shop. Once a decision is made, a commencement date can be locked in for your bathroom renovation.

**NOTE:** It is especially important to ensure that there are no delays on products chosen & to have these items delivered to site preferably before Step 3.




### ▶ STEP 3 ◀

The Beau Reno team will make sure that plastic/drop sheet protection is installed where required before the demo starts. The demolition process can take up to 3 days & all waste is transported to a waste management centre via a tip truck. During this stage we strip back the floors and walls to their original surface. Cleaning is always done at days end.





### ▶ STEP 4 ◀

Our qualified plumbers and electricians require an average of 2 days to re-route services, ie reposition the power points, light switches, hot and cold water services and drainage to suit the new bathroom layout.



## ▶ STEP 5 ◀

After the services are completed, our cement renderer/villa-board gyprocker will resurface your walls to get a smooth/straight level finish in preparation for the waterproofing membrane. This process usually takes 2 days & must be completely dry before Step 6.



## ▶ STEP 6 ◀

Our qualified water-proofer will apply two coats of membrane which will total 3 days to complete, including a drying period. A certificate with a 7-year guarantee is provided at the completion of your bathroom.



## ▶ STEP 7 ◀

We are now at the end of our second week. This is when our key player comes into the game...the tiler. Our Beau Reno tiler will make sure that every detail is agreed upon with you before he begins. The tiling process will take 2-5 days depending on the tiles, the patterns and the square meterage. After grouting the shower screen/panel is now measured & ordered.



## ▶ STEP 8 ◀

The bathroom fit-off begins, within 2-3 days we will have all your new fixtures and accessories installed, lights and power points working and the ceiling re-painted. Professional cleaning can also be provided.




## ► FINAL STEP ◀

The bathroom is close to completion, shower screens/panels can now be installed & we ensure that all plumbing & electrical services are tested to ensure they are working efficiently. Its now time to hand over the newly renovated bathroom to you.

The above process on average takes between 3-4 weeks, our experience has proven to us that a full bathroom renovation cannot be completed before 3 full weeks. I have heard of competetors claiming that the above steps can be done in 2 weeks, that is because the drying times between trades are not respected, grouting is done whilst tiles are still drying, services are not properly tested before cement render, these are just a few of the myriad of problems that can arise & turn your dream bathroom into a nightmare.

We are fully ensured & have all the appropriate licenses ensuring that you will be happy with your dream bathroom, knowing the job has been done right.

**BE**  
**RENO AU**






# BEAU


RENO AU

## BEAU RENO PTY LTD

 84a Bunnerong Rd  
Pagewood 2035

 [www.beaureno.com.au](http://www.beaureno.com.au)

 [info@beaureno.com.au](mailto:info@beaureno.com.au)

 +612 8385 9566